

Le Gruyère AOP European Curling Championships 2023 Perth, Scotland

18 - 25 November 2023

RESULTS BOOK B-Division Women





ECC 2023
Perth, Scotland

SAT 25 NOV 2023


Le Gruyère AOP European Curling Championships 2023
Dewars Centre Perth
B-Division Women



Medallists

Medal	Country	Name	Position - Function
GOLD	HUN - Hungary	KALOCSAI-VAN DORP Vera	3 S
		JOO Linda	4
		NAGY Laura Karolina	2
		TOTH-CSOESZ Orsolya	1
		ORBAN Hanna Regina	A
		JAKAB Zoltan	C
SILVER	LTU - Lithuania	PAULAUSKAITE Virginija	4 S
		DVOJEGLAZOVA Olga	3
		BLAZIENE Ruta	2
		ZALIECKIENE Justina	1
		KIUDYTE Migle	A
		CEPULYTE Egle	C
BRONZE	POL - Poland	LIPINSKA Aneta	4 S
		NOGLY Ewa	3
		LESZCZYNSKA Marta	2
		KOŁODZIEJ Magdalena	1
		CESARZ Maciej	C

Note:
Position and function for each team member:
4 = Fourth, 3 = Third, 2 = Second, 1 = Lead, A = Alternate, S = Skip, C = Coach



Final Standings

Rank	Team	Players	Position - Function	
1	HUN - Hungary	JOO Linda KALOCSAI-VAN DORP Vera NAGY Laura Karolina TOTH-CSOESZ Orsolya ORBAN Hanna Regina JAKAB Zoltan	4 V 3 S 2 1 A C	>A
2	LTU - Lithuania	PAULAUSKAITE Virginija DVOJEGLAZOVA Olga BLAZIENE Ruta ZALIECKIENE Justina KIUDYTE Migle CEPULYTE Egle	4 S 3 V 2 1 A C	>A
3	POL - Poland	LIPINSKA Aneta NOGLY Ewa LESZCZYNSKA Marta KOLODZIEJ Magdalena - CESARZ Maciej	4 S 3 V 2 1 A C	
4	LAT - Latvia	BARONE Evelina IEVINA Rezija APSE Veronika SELIVERSTOVA Marija IEVINA Leticija STASA-SARSUNE Iveta	4 S 3 V 2 1 A C	
5	ENG - England	FOWLER Anna GARNIER Hetty WARD Angharad ROBINSON Naomi FARNELL Lisa RAMSAY David	4 S 3 V 2 1 A C	
6	FIN - Finland	SUURIPAA Tiina AHRENBORG Miia KARVINEN Minna RISSANEN Tuuli EIVOLA Ella NILHAMN-KUOSMANEN Bonnie	4 3 S 2 1 V A C	
7	AUT - Austria	AUGUSTIN Hannah PFLUEGLER Verena HOESS Johanna WITSCHEN Jill KOTEK Julia JENTSCH Daniela	4 V 3 S 2 1 A C	
8	SLO - Slovenia	GORISEK Marusa PIPAN Nadja ZAVRTANIK DRGLIN Ajda GREGORI Liza PECAVER Anja ROUGE Frederic	4 V 3 2 S 1 A C	



ECC 2023
Perth, Scotland

Le Gruyère AOP European Curling Championships 2023
Dewars Centre Perth
B-Division Women



Final Standings

Rank	Team	Players	Position - Function	
9	BEL - Belgium	BERUS Danielle	4	>C
		VAN OOSTERWYCK Caro	3 S	
		CATTECEUR Kim	2	
		HUIKAMP Annemiek	1 V	
		GEERINCKX Veerle	A	
		ROMIJN Ester	C	
10	SVK - Slovakia	MATULOVA Daniela	4 S	>C
		OROKOCKA Lucia	3	
		VALACHOVA Ema	2	
		SCEPKOVA Martina	1 V	
		KAJANOVA Gabriela	A	
		-	C	

Note:

Position and function for each team member:

4 = Fourth, 3 = Third, 2 = Second, 1 = Lead, A = Alternate, S = Skip, V = Vice-Skip, C = Coach

Legend:

>A To A-Division

>C To C-Division



Competition Summary

Session	Date Time	Sheet A	Sheet B	Sheet C	Sheet D	Sheet E	Sheet F
Session 1	18 NOV 9:00		ENG 7-5 AUT	SVK 4-14 SLO	FIN 8-5 LTU	LAT 7-5 HUN	BEL 5-10 POL
Session 3	18 NOV 19:30	BEL 2-12 LAT	FIN 3-8 HUN	AUT 8-7 SVK	POL 9-4 SLO	ENG 6-7 LTU	
Session 5	19 NOV 14:00	POL 6-5 HUN	LAT 4-6 ENG	LTU 11-5 AUT	SVK 4-6 FIN	SLO 10-7 BEL	
Session 7	20 NOV 8:00		LTU 11-7 SVK	POL 9-3 ENG	SLO 1-8 LAT	BEL 4-9 FIN	HUN 12-9 AUT
Session 9	20 NOV 16:00	AUT 9-2 BEL	SLO 9-11 FIN		ENG 4-9 HUN	LTU 5-4 POL	SVK 4-12 LAT
Session 11	21 NOV 9:00		POL 8-3 LAT	HUN 8-0 LTU	BEL 9-2 SVK	AUT 8-5 SLO	FIN 4-10 ENG
Session 14	22 NOV 8:00	ENG 10-3 SLO	BEL 2-11 LTU	FIN 4-10 POL	LAT 12-5 AUT	HUN 10-5 SVK	
Session 17	22 NOV 20:00	SVK 3-11 ENG	HUN 14-3 BEL	LAT 9-8 FIN	AUT 5-10 POL		LTU 8-6 SLO
Session 19	23 NOV 14:00	LAT 8-2 LTU		ENG 10-7 BEL			
Session 20	23 NOV 19:00	FIN 10-2 AUT	SVK 0-13 POL				SLO 5-7 HUN
Semi-finals	24 NOV 10:00			POL 6-10 LTU	LAT 4-5 HUN		
Bronze	25 NOV 10:00		POL 7-4 LAT				
Gold	25 NOV 14:00		HUN 9-2 LTU				

Standings after Round Robin

Rank	Team	Games	Wins	Losses	
1	POL - Poland	9	8	1	Q
2	LAT - Latvia	9	7	2	Q w1
3	HUN - Hungary	9	7	2	Q w0
4	LTU - Lithuania	9	6	3	Q w1
5	ENG - England	9	6	3	w0
6	FIN - Finland	9	5	4	
7	AUT - Austria	9	3	6	
8	SLO - Slovenia	9	2	7	
9	BEL - Belgium	9	1	8	>C
10	SVK - Slovakia	9	0	9	>C

Play-offs Bracket

Semi-finals	Finals	Final Standings
<p>1 POL 6 Sheet C</p> <p>4 LTU 10 Sheet D</p> <p>2 LAT 4 Sheet D</p> <p>3 HUN 5 Sheet B</p>	<p>LTU 2 Sheet B</p> <p>HUN 9 Sheet B</p> <p>POL 7 Sheet B</p> <p>LAT 4 Sheet B</p>	<p>1 HUN - Hungary >A</p> <p>2 LTU - Lithuania >A</p> <p>3 POL - Poland</p> <p>4 LAT - Latvia</p> <p>5 ENG - England</p> <p>6 FIN - Finland</p> <p>7 AUT - Austria</p> <p>8 SLO - Slovenia</p> <p>9 BEL - Belgium >C</p> <p>10 SVK - Slovakia >C</p>

Legend:	>A To A-Division	>C To C-Division	EE Extra End
	Q Qualified for the play-offs	wn Number of wins (n) against tied teams	



ECC 2023
Perth, Scotland

SAT 25 NOV 2023
Start Time 14:00

Le Gruyère AOP European Curling Championships 2023

Dewars Centre Perth

B-Division Women

Gold Medal Game



Game Results

Sheet	Team	LSFE	1	2	3	4	5	6	7	8	9	10	Extra Ends	Total
B	HUN - Hungary	*	1	0	2	0	1	1	0	4	X	X		9
	LTU - Lithuania		0	0	0	1	0	0	1	0	X	X		2

HUN - Hungary	
4 V	JOO Linda
3 S	KALOCSAI-VAN DORP Vera
2	NAGY Laura Karolina
1	ORBAN Hanna Regina
A	TOTH-CSOESZ Orsolya

Time remaining: 7 minutes 13 seconds

LTU - Lithuania	
4 S	PAULAUSKAITE Virginija
3 V	DVOJEGLAZOVA Olga
2	BLAZIENE Ruta
1	KIUDYTE Migle
A	ZALIECKIENE Justina

Time remaining: 7 minutes 45 seconds

Note:


Position and function for each team member:

4 = Fourth, 3 = Third, 2 = Second, 1 = Lead, A = Alternate, S = Skip, V = Vice-Skip

Legend:

LSFE(*) Last Stone First End

X Unplayed/unfinished end due to concession



Scoring Analysis

Team	Games	LSFE	Stolen Ends	Last Stone Eff.	Force Eff.	Points Scored							Total	Plus / Minus
						0	1	2	3	4	>4			
HUN	11 For	6	23	28%	70%	2	31	12	4	3	2	92	+44	
	Against	5	7			9	23	9	1	1	0	48		
POL	11 For	6	21	48%	72%	6	28	17	4	2	2	92	+44	
	Against	5	8			1	27	9	1	0	0	48		
LAT	11 For	6	23	23%	63%	3	27	14	4	4	0	83	+30	
	Against	5	14			1	28	5	5	0	0	53		
ENG	9 For	5	18	32%	45%	3	26	7	5	3	0	67	+16	
	Against	4	8			6	16	9	3	2	0	51		
LTU	11 For	4	14	34%	59%	7	18	14	6	2	0	72	+3	
	Against	7	15			7	25	10	4	3	0	69		
FIN	9 For	3	12	35%	64%	5	19	7	10	0	0	63	+2	
	Against	6	13			1	25	8	2	2	1	61		
SLO	9 For	7	6	17%	50%	3	23	3	1	2	3	57	-15	
	Against	2	16			4	20	11	7	1	1	72		
AUT	9 For	5	7	27%	57%	3	15	9	2	3	1	56	-20	
	Against	4	21			1	25	12	3	3	1	76		
BEL	9 For	4	13	12%	22%	1	21	5	2	1	0	41	-46	
	Against	5	18			6	13	7	8	6	2	87		
SVK	9 For	3	3	22%	48%	5	15	6	3	0	0	36	-58	
	Against	6	20			2	21	14	7	2	3	94		
Total	49		140			38	223	94	41	20	8	659		

Note:
Stolen ends are the ends won without the last stone advantage.
Last Stone Efficiency: Scoring two or more points with last stone advantage.
Force Efficiency: Forcing the opponent team to score only one point when they have the last stone advantage.

Legend:
>4 More than four points scored **Eff.** Efficiency **LSFE** Last Stone First End





Summary of Big Ends

Points Scored	By	Against	Session	End	Game Result
7	HUN - Hungary	BEL - Belgium	17	1	14 : 3
6	SLO - Slovenia	FIN - Finland	9	1	9 : 11
6	SLO - Slovenia	SVK - Slovakia	1	8	14 : 4
6	HUN - Hungary	AUT - Austria	7	8	12 : 9
5	POL - Poland	SVK - Slovakia	20	5	13 : 0
5	POL - Poland	BEL - Belgium	1	8	10 : 5
5	AUT - Austria	SLO - Slovenia	11	1	8 : 5
5	SLO - Slovenia	SVK - Slovakia	1	5	14 : 4
4	LAT - Latvia	LTU - Lithuania	19	1	8 : 2
4	LAT - Latvia	FIN - Finland	17	4	9 : 8
4	LAT - Latvia	AUT - Austria	14	4	12 : 5
4	LAT - Latvia	BEL - Belgium	3	8	12 : 2
4	AUT - Austria	BEL - Belgium	9	2	9 : 2
4	AUT - Austria	HUN - Hungary	7	5	9 : 12
4	AUT - Austria	SVK - Slovakia	3	8	8 : 7
4	ENG - England	BEL - Belgium	19	9	10 : 7
4	ENG - England	SVK - Slovakia	17	4	11 : 3
4	ENG - England	SLO - Slovenia	14	8	10 : 3
4	HUN - Hungary	LTU - Lithuania	GM	8	9 : 2
4	HUN - Hungary	ENG - England	9	9	9 : 4
4	HUN - Hungary	FIN - Finland	3	5	8 : 3
4	LTU - Lithuania	BEL - Belgium	14	3	11 : 2
4	LTU - Lithuania	AUT - Austria	5	9	11 : 5
4	POL - Poland	AUT - Austria	17	7	10 : 5
4	POL - Poland	BEL - Belgium	1	5	10 : 5
4	SLO - Slovenia	LTU - Lithuania	17	7	6 : 8
4	SLO - Slovenia	BEL - Belgium	5	2	10 : 7
4	BEL - Belgium	ENG - England	19	7	7 : 10

Note:
Big ends are defined as ends with a score of four or more points.

Legend:
GM Gold medal game



ECC 2023
Perth, Scotland

SAT 25 NOV 2023
Start Time 10:00

Le Gruyère AOP European Curling Championships 2023

Dewars Centre Perth

B-Division Women

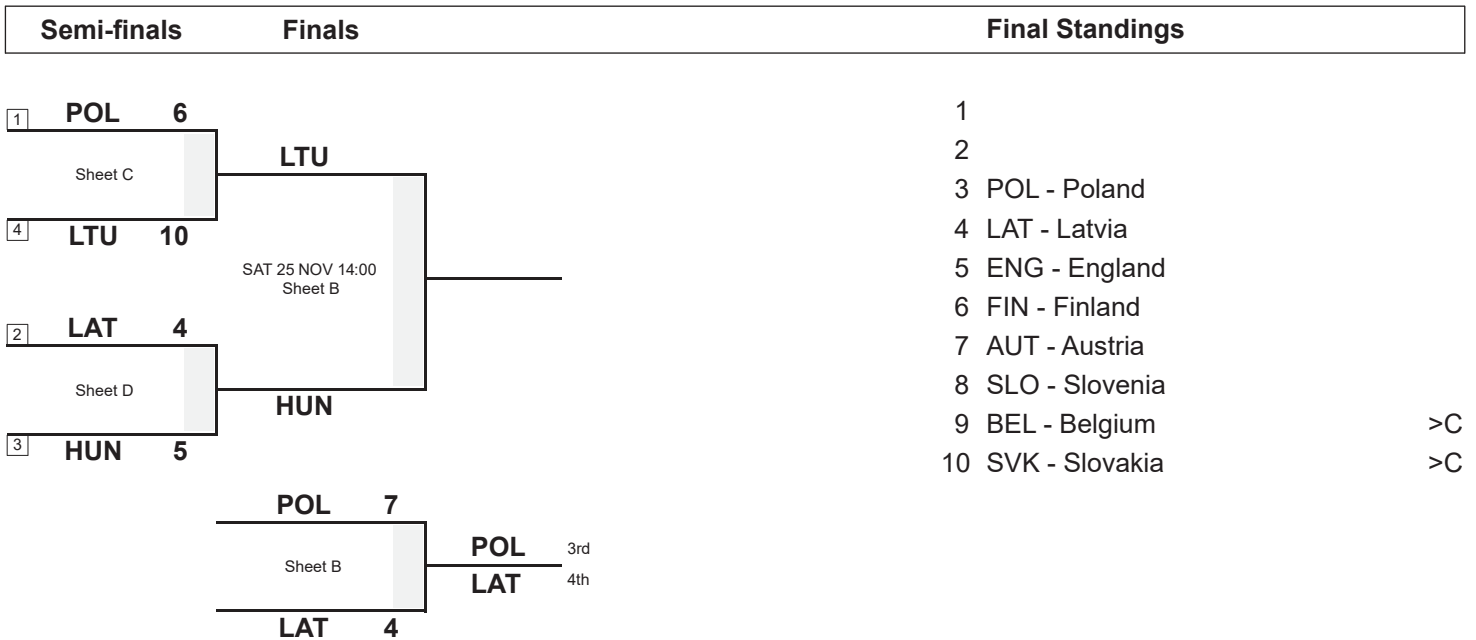
Bronze Medal Game



Session Results and Standings

Sheet	Team	LSFE	1	2	3	4	5	6	7	8	9	10	Extra Ends	Total
B	POL - Poland	*	1	1	0	2	1	0	1	1	0	X		7
	LAT - Latvia		0	0	2	0	0	1	0	0	1	X		4

Play-offs Bracket



Legend:
>C To C-Division LSFE(*) Last Stone First End X Unplayed/unfinished end due to concession

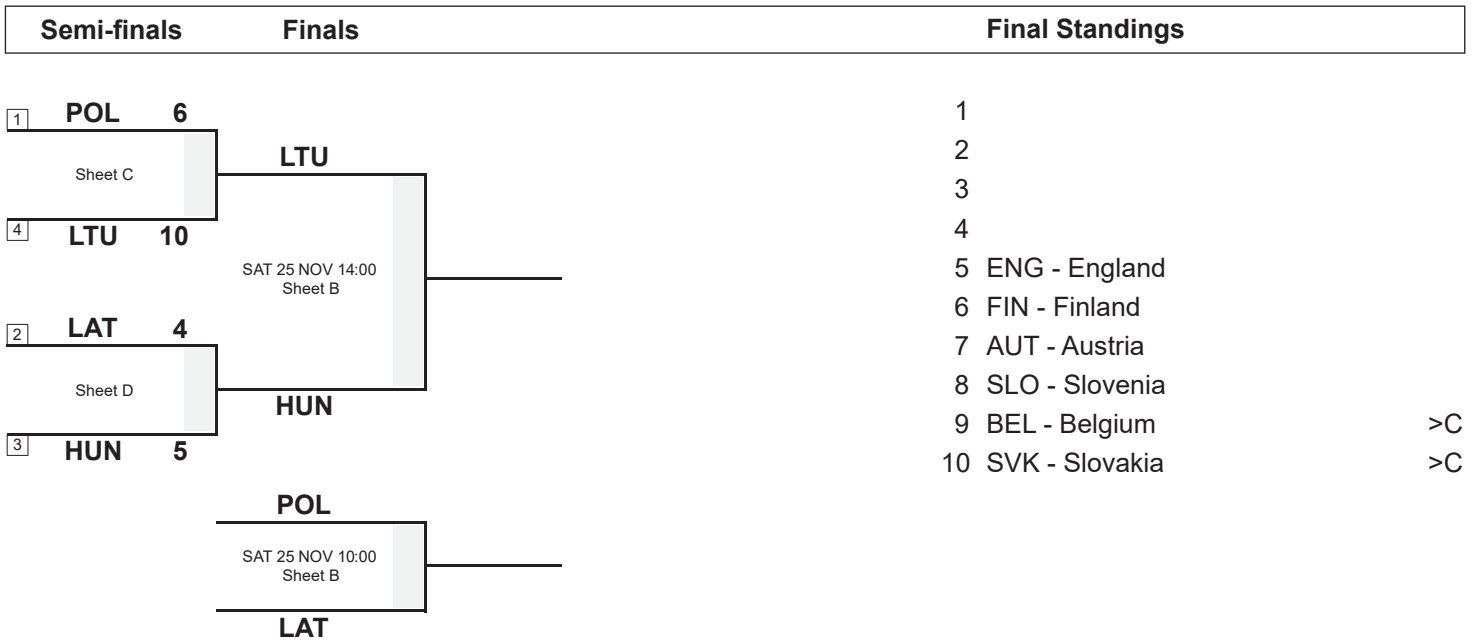




Session Results and Standings

Sheet	Team	LSFE	1	2	3	4	5	6	7	8	9	10	Extra Ends	Total
C	POL - Poland	*	3	0	2	0	0	0	0	0	1	X		6
	LTU - Lithuania		0	3	0	2	2	0	1	2	0	X		10
D	LAT - Latvia	*	0	1	0	0	0	1	2	0	0	0		4
	HUN - Hungary		0	0	1	1	1	0	0	1	0	1		5

Play-offs Bracket



Legend:
 >C To C-Division LSFE(*) Last Stone First End X Unplayed/unfinished end due to concession





ECC 2023
Perth, Scotland

FRI 24 NOV 2023
Start Time 10:00

Le Gruyère AOP European Curling Championships 2023

Dewars Centre Perth

B-Division Women

Semi-final - Sheet D



Game Results

Sheet	Team	LSFE	1	2	3	4	5	6	7	8	9	10	Extra Ends	Total
D	LAT - Latvia	*	0	1	0	0	0	1	2	0	0	0		4
	HUN - Hungary		0	0	1	1	1	0	0	1	0	1		5

LAT - Latvia

4 S BARONE Evelina
3 V IEVINA Rezija
2 APSE Veronika
1 SELIVERSTOVA Marija
A IEVINA Leticija

Time remaining: 0 minutes 23 seconds

HUN - Hungary

4 V JOO Linda
3 S KALOCSAI-VAN DORP Vera
2 NAGY Laura Karolina
1 TOTH-CSOESZ Orsolya
A ORBAN Hanna Regina

Time remaining: 5 minutes 13 seconds

Note:

Position and function for each team member:

4 = Fourth, 3 = Third, 2 = Second, 1 = Lead, A = Alternate, S = Skip, V = Vice-Skip

Legend:

LSFE(*) Last Stone First End

Competition Matrix

Team	AUT	BEL	ENG	FIN	HUN	LAT	LTU	POL	SLO	SVK
AUT		9 - 2	5 - 7	2 - 10	9 - 12	5 - 12	5 - 11	5 - 10	8 - 5	8 - 7
BEL	2 - 9		7 - 10	4 - 9	3 - 14	2 - 12	2 - 11	5 - 10	7 - 10	9 - 2
ENG	7 - 5	10 - 7		10 - 4	4 - 9	6 - 4	6 - 7	3 - 9	10 - 3	11 - 3
FIN	10 - 2	9 - 4	4 - 10		3 - 8	8 - 9	8 - 5	4 - 10	11 - 9	6 - 4
HUN	12 - 9	14 - 3	9 - 4	8 - 3		5 - 7	8 - 0	5 - 6	7 - 5	10 - 5
LAT	12 - 5	12 - 2	4 - 6	9 - 8	7 - 5		8 - 2	3 - 8	8 - 1	12 - 4
LTU	11 - 5	11 - 2	7 - 6	5 - 8	0 - 8	2 - 8		5 - 4	8 - 6	11 - 7
POL	10 - 5	10 - 5	9 - 3	10 - 4	6 - 5	8 - 3	4 - 5		9 - 4	13 - 0
SLO	5 - 8	10 - 7	3 - 10	9 - 11	5 - 7	1 - 8	6 - 8	4 - 9		14 - 4
SVK	7 - 8	2 - 9	3 - 11	4 - 6	5 - 10	4 - 12	7 - 11	0 - 13	4 - 14	

Standings after Round Robin

Rank	Team	Games	Wins	Losses		
1	POL - Poland	9	8	1	Q	
2	LAT - Latvia	9	7	2	Q	w1
3	HUN - Hungary	9	7	2	Q	w0
4	LTU - Lithuania	9	6	3	Q	w1
5	ENG - England	9	6	3		w0
6	FIN - Finland	9	5	4		
7	AUT - Austria	9	3	6		
8	SLO - Slovenia	9	2	7		
9	BEL - Belgium	9	1	8	>C	
10	SVK - Slovakia	9	0	9	>C	

Legend:
 >C To C-Division Q Qualified for the play-offs wn Number of wins (n) against tied teams




Scoring Analysis

Team	Games	LSFE	Stolen Ends	Last Stone Eff.	Force Eff.	Points Scored							Total	Plus / Minus
						0	1	2	3	4	>4			
POL	For	4	18	52%	79%	5	22	15	3	2	2	79	+45	
	Against	5	5			1	24	5	0	0	0	34		
HUN	For	5	18	30%	65%	2	23	11	4	2	2	78	+36	
	Against	4	6			6	19	8	1	1	0	42		
LAT	For	5	22	28%	58%	1	23	12	4	4	0	75	+34	
	Against	4	8			1	18	4	5	0	0	41		
ENG	For	5	18	32%	45%	3	26	7	5	3	0	67	+16	
	Against	4	8			6	16	9	3	2	0	51		
LTU	For	4	11	34%	62%	6	15	11	5	2	0	60	+6	
	Against	5	13			6	21	8	3	2	0	54		
FIN	For	3	12	35%	64%	5	19	7	10	0	0	63	+2	
	Against	6	13			1	25	8	2	2	1	61		
SLO	For	7	6	17%	50%	3	23	3	1	2	3	57	-15	
	Against	2	16			4	20	11	7	1	1	72		
AUT	For	5	7	27%	57%	3	15	9	2	3	1	56	-20	
	Against	4	21			1	25	12	3	3	1	76		
BEL	For	4	13	12%	22%	1	21	5	2	1	0	41	-46	
	Against	5	18			6	13	7	8	6	2	87		
SVK	For	3	3	22%	48%	5	15	6	3	0	0	36	-58	
	Against	6	20			2	21	14	7	2	3	94		
Total	45		128			34	202	86	39	19	8	612		

Note:
 Stolen ends are the ends won without the last stone advantage.
 Last Stone Efficiency: Scoring two or more points with last stone advantage.
 Force Efficiency: Forcing the opponent team to score only one point when they have the last stone advantage.

Legend:
 >4 More than four points scored **Eff.** Efficiency **LSFE** Last Stone First End





Summary of Big Ends

Points Scored	By	Against	Session	End	Game Result
7	HUN - Hungary	BEL - Belgium	17	1	14 : 3
6	SLO - Slovenia	FIN - Finland	9	1	9 : 11
6	SLO - Slovenia	SVK - Slovakia	1	8	14 : 4
6	HUN - Hungary	AUT - Austria	7	8	12 : 9
5	POL - Poland	SVK - Slovakia	20	5	13 : 0
5	POL - Poland	BEL - Belgium	1	8	10 : 5
5	AUT - Austria	SLO - Slovenia	11	1	8 : 5
5	SLO - Slovenia	SVK - Slovakia	1	5	14 : 4
4	LAT - Latvia	LTU - Lithuania	19	1	8 : 2
4	LAT - Latvia	FIN - Finland	17	4	9 : 8
4	LAT - Latvia	AUT - Austria	14	4	12 : 5
4	LAT - Latvia	BEL - Belgium	3	8	12 : 2
4	AUT - Austria	BEL - Belgium	9	2	9 : 2
4	AUT - Austria	HUN - Hungary	7	5	9 : 12
4	AUT - Austria	SVK - Slovakia	3	8	8 : 7
4	ENG - England	BEL - Belgium	19	9	10 : 7
4	ENG - England	SVK - Slovakia	17	4	11 : 3
4	ENG - England	SLO - Slovenia	14	8	10 : 3
4	HUN - Hungary	ENG - England	9	9	9 : 4
4	HUN - Hungary	FIN - Finland	3	5	8 : 3
4	LTU - Lithuania	BEL - Belgium	14	3	11 : 2
4	LTU - Lithuania	AUT - Austria	5	9	11 : 5
4	POL - Poland	AUT - Austria	17	7	10 : 5
4	POL - Poland	BEL - Belgium	1	5	10 : 5
4	SLO - Slovenia	LTU - Lithuania	17	7	6 : 8
4	SLO - Slovenia	BEL - Belgium	5	2	10 : 7
4	BEL - Belgium	ENG - England	19	7	7 : 10

Note:
Big ends are defined as ends with a score of four or more points.





Session Results and Standings

Sheet	Team	LSD/LSFE	1	2	3	4	5	6	7	8	9	10	Extra Ends	Total
A	FIN - Finland	220.1cm *	2	1	1	1	2	0	3	X	X	X		10
	AUT - Austria	265.0cm	0	0	0	0	0	2	0	X	X	X		2
B	SVK - Slovakia	282.2cm *	0	0	0	0	0	0	X	X	X	X		0
	POL - Poland	399.2cm	1	1	3	1	5	2	X	X	X	X		13
F	SLO - Slovenia	86.5cm *	0	1	0	2	0	1	0	0	1	0		5
	HUN - Hungary	168.6cm	1	0	1	0	1	0	1	0	0	3		7

Standings after Round Robin

Rank	Team	Games	Wins	Losses	
1	POL - Poland	9	8	1	Q
2	LAT - Latvia	9	7	2	Q w1
3	HUN - Hungary	9	7	2	Q w0
4	LTU - Lithuania	9	6	3	Q w1
5	ENG - England	9	6	3	w0
6	FIN - Finland	9	5	4	
7	AUT - Austria	9	3	6	
8	SLO - Slovenia	9	2	7	
9	BEL - Belgium	9	1	8	>C
10	SVK - Slovakia	9	0	9	>C

Legend:	LSD Last Stone Draw	LSFE(*) Last Stone First End
>C To C-Division	wn Number of wins (n) against tied teams	X Unplayed/unfinished end due to concession
Q Qualified for the play-offs		



Game Results

Sheet	Team	LSFE	1	2	3	4	5	6	7	8	9	10	Extra Ends	Total
F	SLO - Slovenia	*	0	1	0	2	0	1	0	0	1	0		5
	HUN - Hungary		1	0	1	0	1	0	1	0	0	3		7

SLO - Slovenia	
4 V	GORISEK Marusa
3 S	ZAVRTANIK DRGLIN Ajda
2	GREGORI Liza
1	PECAVER Anja
A	PIPAN Nadja

HUN - Hungary	
4 V	JOO Linda
3 S	KALOCSAI-VAN DORP Vera
2	NAGY Laura Karolina
1	TOTH-CSOESZ Orsolya
A	ORBAN Hanna Regina

Last Stone Draw		Distance
↻	GORISEK Marusa	23.3cm
↻	ZAVRTANIK DRGLIN Ajda	63.2cm
Total		86.5cm

Last Stone Draw		Distance
↻	KALOCSAI-VAN DORP Vera	38.7cm
↻	NAGY Laura Karolina	129.9cm
Total		168.6cm

Time remaining: 1 minute 42 seconds

Time remaining: 2 minutes 20 seconds

Note:
Position and function for each team member:
4 = Fourth, 3 = Third, 2 = Second, 1 = Lead, A = Alternate, S = Skip, V = Vice-Skip

Legend:
↻ Clockwise ↻ Counter-clockwise **LSFE(*)** Last Stone First End





Session Results and Standings

Sheet	Team	LSD/LSFE	1	2	3	4	5	6	7	8	9	10	Extra Ends	Total
A	SVK - Slovakia	372.5cm	0	0	1	0	2	0	0	0	X	X		3
	ENG - England	110.0cm *	1	0	0	4	0	2	1	3	X	X		11
B	HUN - Hungary	187.4cm *	7	1	0	2	3	1	X	X	X	X		14
	BEL - Belgium	224.2cm	0	0	3	0	0	0	X	X	X	X		3
C	LAT - Latvia	259.5cm *	0	2	0	4	1	0	0	1	0	1		9
	FIN - Finland	297.7cm	0	0	1	0	0	3	1	0	3	0		8
D	AUT - Austria	138.6cm *	0	2	1	0	1	0	0	1	0	X		5
	POL - Poland	187.8cm	0	0	0	2	0	2	4	0	2	X		10
F	LTU - Lithuania	61.5cm *	0	1	0	3	0	2	0	0	0	2		8
	SLO - Slovenia	312.3cm	0	0	0	0	1	0	4	0	1	0		6

Current Standings

Rank	Team	Games	Wins	Losses	
1	POL - Poland	8	7	1	Q
2	HUN - Hungary	8	6	2	
2	LAT - Latvia	8	6	2	
2	LTU - Lithuania	8	6	2	Q
5	ENG - England	8	5	3	
6	FIN - Finland	8	4	4	
7	AUT - Austria	8	3	5	
8	SLO - Slovenia	8	2	6	
9	BEL - Belgium	8	1	7	
10	SVK - Slovakia	8	0	8	

Note:
Under WCF rules, tie-breaking rules for standings are not applied until after the last game of the round robin.

Legend:
LSD Last Stone Draw **LSFE(*)** Last Stone First End **Q** Qualified for the play-offs
X Unplayed/unfinished end due to concession





Session Results and Standings

Sheet	Team	LSD/LSFE	1	2	3	4	5	6	7	8	9	10	Extra Ends	Total
A	ENG - England	288.8cm	0	0	1	0	2	2	1	4	X	X		10
	SLO - Slovenia	147.2cm *	0	1	0	2	0	0	0	0	X	X		3
B	BEL - Belgium	51.3cm *	0	1	0	1	0	0	0	X	X	X		2
	LTU - Lithuania	132.3cm	3	0	4	0	0	2	2	X	X	X		11
C	FIN - Finland	223.3cm	1	0	0	1	0	0	2	0	0	X		4
	POL - Poland	105.5cm *	0	2	1	0	2	1	0	2	2	X		10
D	LAT - Latvia	308.0cm	3	2	0	4	0	1	0	2	X	X		12
	AUT - Austria	165.7cm *	0	0	0	0	2	0	3	0	X	X		5
E	HUN - Hungary	108.4cm *	1	0	1	0	3	0	2	1	2	X		10
	SVK - Slovakia	210.4cm	0	1	0	2	0	2	0	0	0	X		5

Current Standings

Rank	Team	Games	Wins	Losses	
1	POL - Poland	7	6	1	Q
2	HUN - Hungary	7	5	2	
2	LAT - Latvia	7	5	2	
2	LTU - Lithuania	7	5	2	
5	ENG - England	7	4	3	
5	FIN - Finland	7	4	3	
7	AUT - Austria	7	3	4	
8	SLO - Slovenia	7	2	5	
9	BEL - Belgium	7	1	6	
10	SVK - Slovakia	7	0	7	

Note:

Under WCF rules, tie-breaking rules for standings are not applied until after the last game of the round robin.

Legend:

LSD Last Stone Draw

LSFE(*) Last Stone First End

Q Qualified for the play-offs

X Unplayed/unfinished end due to concession



Session Results and Standings

Sheet	Team	LSD/LSFE	1	2	3	4	5	6	7	8	9	10	Extra Ends	Total
B	POL - Poland	238.0cm	0	2	1	1	0	1	0	3	X	X		8
	LAT - Latvia	222.7cm *	1	0	0	0	1	0	1	0	X	X		3
C	HUN - Hungary	48.1cm *	1	0	0	0	2	3	2	X	X	X		8
	LTU - Lithuania	97.9cm	0	0	0	0	0	0	0	X	X	X		0
D	BEL - Belgium	118.7cm *	1	0	0	1	2	2	0	1	2	X		9
	SVK - Slovakia	399.2cm	0	0	0	0	0	0	2	0	0	X		2
E	AUT - Austria	275.6cm	5	0	1	0	0	0	1	1	0	X		8
	SLO - Slovenia	146.2cm *	0	1	0	1	1	1	0	0	1	X		5
F	FIN - Finland	203.1cm	1	0	3	0	0	0	0	0	X	X		4
	ENG - England	58.1cm *	0	2	0	3	1	0	3	1	X	X		10

Current Standings

Rank	Team	Games	Wins	Losses
1	POL - Poland	6	5	1
2	FIN - Finland	6	4	2
2	HUN - Hungary	6	4	2
2	LAT - Latvia	6	4	2
2	LTU - Lithuania	6	4	2
6	AUT - Austria	6	3	3
6	ENG - England	6	3	3
8	SLO - Slovenia	6	2	4
9	BEL - Belgium	6	1	5
10	SVK - Slovakia	6	0	6

Note:

Under WCF rules, tie-breaking rules for standings are not applied until after the last game of the round robin.

Legend:

LSD Last Stone Draw

LSFE(*) Last Stone First End

X Unplayed/unfinished end due to concession



Session Results and Standings


Sheet	Team	LSD/LSFE	1	2	3	4	5	6	7	8	9	10	Extra Ends	Total
A	AUT - Austria	163.4cm *	0	4	1	3	0	1	X	X	X	X		9
	BEL - Belgium	258.4cm	1	0	0	0	1	0	X	X	X	X		2
B	SLO - Slovenia	83.6cm *	6	0	0	0	1	0	0	1	0	1		9
	FIN - Finland	369.7cm	0	0	3	3	0	2	1	0	2	0		11
D	ENG - England	208.6cm	0	0	0	1	0	0	2	1	0	X		4
	HUN - Hungary	52.2cm *	0	0	2	0	1	2	0	0	4	X		9
E	LTU - Lithuania	238.3cm	0	0	0	1	0	0	1	0	2	1		5
	POL - Poland	149.5cm *	0	1	1	0	0	1	0	1	0	0		4
F	SVK - Slovakia	241.5cm	0	0	1	0	0	3	0	X	X	X		4
	LAT - Latvia	136.6cm *	3	1	0	3	2	0	3	X	X	X		12

Current Standings

Rank	Team	Games	Wins	Losses
1	FIN - Finland	5	4	1
1	LAT - Latvia	5	4	1
1	LTU - Lithuania	5	4	1
1	POL - Poland	5	4	1
5	HUN - Hungary	5	3	2
6	AUT - Austria	5	2	3
6	ENG - England	5	2	3
6	SLO - Slovenia	5	2	3
9	BEL - Belgium	5	0	5
9	SVK - Slovakia	5	0	5

Note:
Under WCF rules, tie-breaking rules for standings are not applied until after the last game of the round robin.

Legend:
LSD Last Stone Draw **LSFE(*)** Last Stone First End **X** Unplayed/unfinished end due to concession



ECC 2023
Perth, Scotland

MON 20 NOV 2023
Start Time 8:00

Le Gruyère AOP European Curling Championships 2023
Dewars Centre Perth
B-Division Women

Round Robin Session 7



Session Results and Standings

Sheet	Team	LSD/LSFE	1	2	3	4	5	6	7	8	9	10	Extra Ends	Total
B	LTU - Lithuania	175.8cm	0	2	2	0	0	3	0	2	0	2		11
	SVK - Slovakia	92.8cm *	1	0	0	0	3	0	1	0	2	0		7
C	POL - Poland	148.9cm *	2	0	2	0	2	1	0	2	X	X		9
	ENG - England	213.0cm	0	1	0	1	0	0	1	0	X	X		3
D	SLO - Slovenia	136.7cm *	1	0	0	0	0	0	X	X	X	X		1
	LAT - Latvia	192.4cm	0	1	1	2	2	2	X	X	X	X		8
E	BEL - Belgium	328.0cm	0	1	1	1	0	0	1	0	X	X		4
	FIN - Finland	58.9cm *	3	0	0	0	0	3	0	3	X	X		9
F	HUN - Hungary	168.4cm	2	1	2	0	0	1	0	6	0	X		12
	AUT - Austria	152.5cm *	0	0	0	2	4	0	2	0	1	X		9

Current Standings

Rank	Team	Games	Wins	Losses
1	POL - Poland	4	4	0
2	FIN - Finland	4	3	1
2	LAT - Latvia	4	3	1
2	LTU - Lithuania	4	3	1
5	ENG - England	4	2	2
5	HUN - Hungary	4	2	2
5	SLO - Slovenia	4	2	2
8	AUT - Austria	4	1	3
9	BEL - Belgium	4	0	4
9	SVK - Slovakia	4	0	4

Note:
Under WCF rules, tie-breaking rules for standings are not applied until after the last game of the round robin.

Legend:
LSD Last Stone Draw LSFE(*) Last Stone First End X Unplayed/unfinished end due to concession





Session Results and Standings

Sheet	Team	LSD/LSFE	1	2	3	4	5	6	7	8	9	10	Extra Ends	Total
A	POL - Poland	152.5cm	0	1	1	0	0	1	1	0	1	0		6
	HUN - Hungary	65.6cm *	1	0	0	1	0	0	0	1	0	2	0	5
B	LAT - Latvia	88.5cm	0	1	0	1	0	1	1	0	0	X		4
	ENG - England	71.0cm *	1	0	2	0	1	0	0	1	1	X		6
C	LTU - Lithuania	181.0cm *	2	0	1	2	1	0	1	0	4	X		11
	AUT - Austria	226.1cm	0	2	0	0	0	1	0	2	0	X		5
D	SVK - Slovakia	53.7cm *	1	0	0	1	0	1	0	1	0	0		4
	FIN - Finland	77.2cm	0	0	1	0	1	0	1	0	1	2		6
E	SLO - Slovenia	232.0cm	0	4	0	1	3	0	0	0	2	X		10
	BEL - Belgium	227.7cm *	1	0	1	0	0	3	1	1	0	X		7

Current Standings

Rank	Team	Games	Wins	Losses
1	POL - Poland	3	3	0
2	ENG - England	3	2	1
2	FIN - Finland	3	2	1
2	LAT - Latvia	3	2	1
2	LTU - Lithuania	3	2	1
2	SLO - Slovenia	3	2	1
7	AUT - Austria	3	1	2
7	HUN - Hungary	3	1	2
9	BEL - Belgium	3	0	3
9	SVK - Slovakia	3	0	3

Note:
Under WCF rules, tie-breaking rules for standings are not applied until after the last game of the round robin.

Legend:
LSD Last Stone Draw **LSFE(*)** Last Stone First End **X** Unplayed/unfinished end due to concession



SUN 19 NOV 2023
Start Time 14:00

Round Robin Session 5 - Sheet A

Game Results

Sheet	Team	LSFE	1	2	3	4	5	6	7	8	9	10	Extra Ends	Total
A	POL - Poland		0	1	1	0	0	1	1	0	1	0	1	6
	HUN - Hungary	*	1	0	0	1	0	0	0	1	0	2	0	5

POL - Poland	
4 S	LIPINSKA Aneta
3 V	NOGLY Ewa
2	LESZCZYNSKA Marta
1	KOŁODZIEJ Magdalena
A	-

HUN - Hungary	
4 V	JOO Linda
3 S	KALOCSAI-VAN DORP Vera
2	NAGY Laura Karolina
1	TOTH-CSOESZ Orsolya
A	ORBAN Hanna Regina

Last Stone Draw		Distance
↻	NOGLY Ewa	55.3cm
↻	KOŁODZIEJ Magdalena	97.2cm
Total		152.5cm
Time remaining:	0 minutes 28 seconds	
	0 minutes 53 seconds (after extra end)	

Last Stone Draw		Distance
↻	TOTH-CSOESZ Orsolya	37.5cm
↻	JOO Linda	28.1cm
Total		65.6cm
Time remaining:	0 minutes 37 seconds	
	0 minutes 38 seconds (after extra end)	

Note:
Position and function for each team member:
4 = Fourth, 3 = Third, 2 = Second, 1 = Lead, A = Alternate, S = Skip, V = Vice-Skip

Legend:
↻ Clockwise ↻ Counter-clockwise **LSFE(*)** Last Stone First End





Session Results and Standings


Sheet	Team	LSD/LSFE	1	2	3	4	5	6	7	8	9	10	Extra Ends	Total
A	BEL - Belgium	291.4cm	2	0	0	0	0	0	0	0	X	X		2
	LAT - Latvia	103.5cm *	0	1	1	2	1	1	2	4	X	X		12
B	FIN - Finland	100.3cm *	0	0	1	0	0	1	0	1	X	X		3
	HUN - Hungary	286.0cm	0	2	0	1	4	0	1	0	X	X		8
C	AUT - Austria	107.3cm *	2	0	0	1	0	0	0	4	0	0	1	8
	SVK - Slovakia	285.9cm	0	1	1	0	1	1	1	0	2	0	0	7
D	POL - Poland	399.2cm	0	1	0	2	0	2	1	0	3	X		9
	SLO - Slovenia	39.1cm *	1	0	1	0	1	0	0	1	0	X		4
E	ENG - England	159.5cm *	0	0	0	0	1	0	2	1	1	1		6
	LTU - Lithuania	239.9cm	0	0	1	3	0	3	0	0	0	0		7

Current Standings

Rank	Team	Games	Wins	Losses
1	LAT - Latvia	2	2	0
1	POL - Poland	2	2	0
3	AUT - Austria	2	1	1
3	ENG - England	2	1	1
3	FIN - Finland	2	1	1
3	HUN - Hungary	2	1	1
3	LTU - Lithuania	2	1	1
3	SLO - Slovenia	2	1	1
9	BEL - Belgium	2	0	2
9	SVK - Slovakia	2	0	2

Note:
Under WCF rules, tie-breaking rules for standings are not applied until after the last game of the round robin.

Legend:
LSD Last Stone Draw **LSFE(*)** Last Stone First End **X** Unplayed/unfinished end due to concession



ECC 2023
Perth, Scotland

SAT 18 NOV 2023
Start Time 9:00

Le Gruyère AOP European Curling Championships 2023
Dewars Centre Perth
B-Division Women

Round Robin Session 1



Session Results and Standings

Sheet	Team	LSD/LSFE	1	2	3	4	5	6	7	8	9	10	Extra Ends	Total
B	ENG - England	59.7cm *	0	0	1	3	0	1	1	0	1	0		7
	AUT - Austria	399.2cm	1	0	0	0	1	0	0	2	0	1		5
C	SVK - Slovakia	399.2cm	0	0	0	1	0	3	0	0	X	X		4
	SLO - Slovenia	290.2cm *	1	1	0	0	5	0	1	6	X	X		14
D	FIN - Finland	310.4cm	0	0	1	3	1	0	2	0	0	1		8
	LTU - Lithuania	104.0cm *	1	1	0	0	0	1	0	1	1	0		5
E	LAT - Latvia	151.7cm *	0	1	1	2	0	0	2	0	0	1		7
	HUN - Hungary	299.5cm	1	0	0	0	1	1	0	1	1	0		5
F	BEL - Belgium	399.2cm	0	0	1	0	0	2	1	0	1	X		5
	POL - Poland	244.2cm *	0	0	0	1	4	0	0	5	0	X		10

Current Standings

Rank	Team	Games	Wins	Losses
1	ENG - England	1	1	0
1	FIN - Finland	1	1	0
1	LAT - Latvia	1	1	0
1	POL - Poland	1	1	0
1	SLO - Slovenia	1	1	0
6	AUT - Austria	1	0	1
6	BEL - Belgium	1	0	1
6	HUN - Hungary	1	0	1
6	LTU - Lithuania	1	0	1
6	SVK - Slovakia	1	0	1

Note:
Under WCF rules, tie-breaking rules for standings are not applied until after the last game of the round robin.

Legend:
LSD Last Stone Draw LSFE(*) Last Stone First End X Unplayed/unfinished end due to concession





SAT 18 NOV 2023
Start Time 9:00

Round Robin Session 1 - Sheet E

Game Results

Sheet	Team	LSFE	1	2	3	4	5	6	7	8	9	10	Extra Ends	Total
E	LAT - Latvia	*	0	1	1	2	0	0	2	0	0	1		7
	HUN - Hungary		1	0	0	0	1	1	0	1	1	0		5

LAT - Latvia	
4 S	BARONE Evelina
3 V	IEVINA Rezija
2	APSE Veronika
1	SELIVERSTOVA Marija
A	IEVINA Leticija

HUN - Hungary	
4 V	JOO Linda
3 S	KALOCSAI-VAN DORP Vera
2	NAGY Laura Karolina
1	TOTH-CSOESZ Orsolya
A	ORBAN Hanna Regina

Last Stone Draw		Distance
↻	SELIVERSTOVA Marija	50.2cm
↻	BARONE Evelina	101.5cm
Total		151.7cm


Last Stone Draw		Distance
↻	JOO Linda	199.6cm
↻	TOTH-CSOESZ Orsolya	99.9cm
Total		299.5cm

Time remaining: 1 minute 0 seconds

Time remaining: 4 minutes 18 seconds

Note:
Position and function for each team member:
4 = Fourth, 3 = Third, 2 = Second, 1 = Lead, A = Alternate, S = Skip, V = Vice-Skip

Legend:
↻ Clockwise ↻ Counter-clockwise **LSFE(*)** Last Stone First End



Entry List by Event

REVISED
19 NOV 15:30

As of SUN 19 NOV 2023

AUT - Austria		
4 V	AUGUSTIN Hannah	R
3 S	PFLUEGLER Verena	R
2	HOESS Johanna	R
1	WITSCHEN Jill	R
A	KOTEK Julia	R
C	JENTSCH Daniela (GER)	
NC	SCHROEDER Bjoern (GER)	
O	FAROVA Michaela	

BEL - Belgium		
4	BERUS Danielle	R
3 S	VAN OOSTERWYCK Caro	R
2	CATTECEUR Kim	R
1 V	HUISKAMP Annemiek	R
A	GEERINCKX Veerle	R
C	ROMIJN Ester	
2C	DIJKSTRA Erik	
O	VAN VLAENDEREN Pim	

ENG - England		
4 S	FOWLER Anna	R
3 V	GARNIER Hetty	R
2	WARD Angharad	R
1	ROBINSON Naomi	R
A	FARNELL Lisa	R
C	RAMSAY David (SCO)	
O	FARNELL Jamie (CAN)	
O	-	

FIN - Finland		
4	SUURIPAA Tiina	R
3 S	AHRENBERG Miia	R
2	KARVINEN Minna	R
1 V	RISSANEN Tuuli	R
A	EIVOLA Eila	R
C	NILHAMN-KUOSMANEN Bonnie (SWE)	
O	-	
O	-	

HUN - Hungary		
4 V	JOO Linda	R
3 S	KALOCSAI-VAN DORP Vera	L
2	NAGY Laura Karolina	R
1	TOTH-CSOESZ Orsolya	R
A	ORBAN Hanna Regina	R
C	JAKAB Zoltan	
2C	NAGY Gyoengyi	
O	-	

LAT - Latvia		
4 S	BARONE Evelina	R
3 V	IEVINA Rezija	R
2	APSE Veronika	R
1	SELIVERSTOVA Marija	R
A	IEVINA Leticija	R
C	STASA-SARSUNE Iveta	
O	-	
O	-	

LTU - Lithuania		
4 S	PAULAUSKAITE Virginija	R
3 V	DVOJEGLAZOVA Olga	R
2	BLAZIENE Ruta	R
1	ZALIECKIENE Justina	R
A	KIUDYTE Migle	R
C	CEPULYTE Egle	
2C	ZALIECKAS Vygtantas	
O	-	

POL - Poland		
4 S	LIPINSKA Aneta	R
3 V	NOGLY Ewa	R
2	LESZCZYNSKA Marta	R
1	KOŁODZIEJ Magdalena	R
A	-	
C	CESARZ Maciej	
O	-	
O	-	

SLO - Slovenia		
4 V	GORISEK Marusa	L
3	PIPAN Nadja	R
2 S	ZAVRTANIK DRGLIN Ajda	R
1	GREGORI Liza	R
A	PECAVER Anja	R
C	ROUGE Frederic (SUI)	
O	-	
O	-	

SVK - Slovakia		
4 S	MATULOVA Daniela	R
3	OROKOCKA Lucia	L
2	VALACHOVA Ema	R
1 V	SCEPKOVA Martina	R
A	KAJANOVA Gabriela	R
C	-	
O	-	
O	-	



Competition Officials

As of SAT 18 NOV 2023

Function	Name	Organisation
WCF President:	WELLING Beau	USA - United States
WCF Head of Competitions:	ROETHLISBERGER Eeva	SUI - Switzerland
WCF Technical Delegate:	MUTCH Laura	SCO - Scotland
Chief Umpire:	BOMAS Bob	NED - Netherlands
Deputy Chief Umpire:	McGOWAN John	SCO - Scotland
Game Umpires:	CHMIEL-NOWAK Magdalena	NED - Netherlands
	MATAU Gheorghe	ROU - Romania
	MONZO Bernat	ESP - Spain
	PLUTA Marta	POL - Poland
	STEWART Jim	SCO - Scotland
Chief Timer:	WALKER Stuart	SCO - Scotland
Deputy Chief Timer:	DE LOTTO Giorgia	ITA - Italy
Chief Ice Technician:	MARTIN Paul	SCO - Scotland
Deputy Chief Ice Technician:	MARTIN Phil	SCO - Scotland
	McLACHLAN Stuart	SCO - Scotland

